



Step It Out!

Mixed-Up Dress Up

When you need to solve a problem or complete a task, it can help to **step it out**—that means thinking about the steps you need to do, and then doing them in order. This **computational thinking skill** is a creative way of thinking that can help children solve problems in more organized ways. Try the ideas below to practice this skill with your child.

Total time needed: 15–20 minutes



Watch the Story

At the Drop of a Hat

Ask your child:

- How did the monkeys try to find the missing hat?
- How did putting Granny Mama's photos in order help them find the hat?
- Think about a time when you lost something. What did you do to try to find it?



Do the Activity

Mixed-Up Dress Up

Follow the directions on the next page to do the activity. You'll need:


- A shirt, pair of pants, coat, sweater, shoes, and socks that fit your child (make a pile of the clothing on the floor)
- Clothing cards (printed and cut; see last pages)



Watch the Music Video

Step It Out!

Watch the monkeys sing about getting ready for bed. Should they hop in bed first, brush their teeth, or turn off the lights? **Stepping it out** can be used to put anything in order—even bedtime!



Read a Book (Optional)

Ella Sarah Gets Dressed

by Margaret Chodos-Irvine

Ask your child:

- Ella Sarah knew exactly what she wanted to wear and in what order she wanted to put her clothes on. Have you ever felt that way?
- What did you think of Ella Sarah's outfit at the end of the story?

Do the Activity

Mixed-Up Dress Up

Play a game about getting dressed in a mixed-up way. Then you'll **step it out**—that means thinking about how to put the mixed-up clothes on in the right order. You can **step it out** to solve all kinds of problems and do all kinds of tasks!



Introduce the Activity

(see materials on first page)

1. To start the game, have your child wear a thin layer of clothing and bare feet. Have him stand by the pile of clothing. Say:
 - *Do you think the order we put on clothes is important?*
 - *Let's play Mixed-Up Dress Up to find out!*
2. Shuffle the clothing cards and place them face down. Have your child pick a card, lay it down on the floor, and put on that item of clothing . . . no matter how mixed-up the order seems!
(If playing with younger children, try the game with fewer cards. You can always add cards in a second round.)
3. Continue playing until your child is wearing all the items of clothing in the pile.

Step It Out!

1. After you've played the game, help your child reflect on what he did. Ask:
 - *What did you think about the way you put on the clothes?*
2. Help your child **step it out** using the clothing cards. Have him put the clothing cards in order from the first to the last. Ask:
 - *What should you put on first, second, third, fourth, fifth, and sixth?*
3. Ask him to take off the mixed-up clothing and then put them back on in the order of the cards. Ask:
 - *Which way works better? Why?*
4. When your child is finished, remind him what he did:
 - *You **stepped it out** by thinking about each piece of clothing and putting them on in order. You can solve lots of problems by **stepping it out!***

TIP: Does order matter?

Ask your child to share some examples of things he does every day. He might suggest activities with steps that need to happen in order (such as brushing teeth) and other activities that don't need to happen in order (such as putting toys in a toy box). Talk about whether the order of the steps matters in each example and how you can tell.

TIP: More ways to practice

Create cards for other everyday tasks, like packing your lunch or feeding your pet. Discuss what happens when you mix up the steps and how to put the steps in the right order.

AHA! Island is produced by:




Funding for AHA! Island (wt) is provided by the National Science Foundation and the Heising-Simons Foundation.




This material is based upon work supported by the National Science Foundation under Grant No. DRL-1612642. Any opinions, findings, and conclusions or recommendations expressed in this material are those of the author(s) and do not necessarily reflect the views of the National Science Foundation. © 2019 WGBH Educational Foundation. All rights reserved.

Mixed-Up Dress Up Clothing Cards



shirt



pants

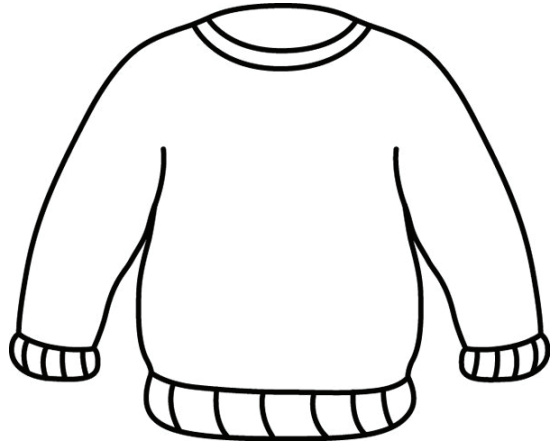


shoes

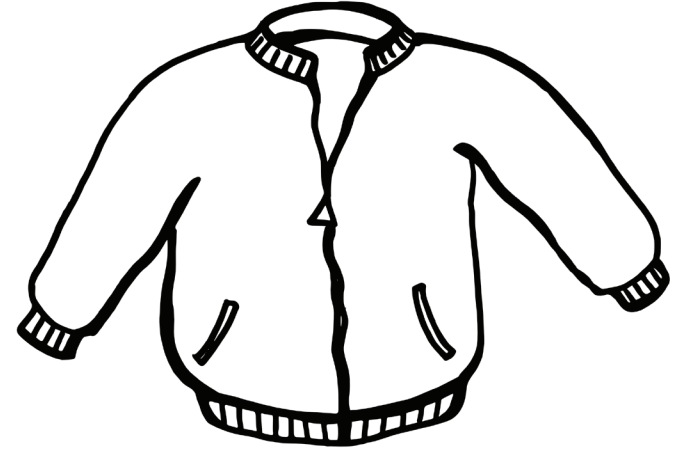


socks

Mixed-Up Dress Up Clothing Cards Continued



sweater



jacket