



Make It Work!

Make Goody Bags

When something is not working the way you want it to, you can **check your steps** and **make it work!** This **computational thinking skill** is a creative way of thinking that can help children solve problems in more organized ways. Try the ideas below to practice these skills with your child.

Total time needed: 20–30 minutes



Watch the Story

Stay Clean, Monkeys!

Ask your child:

- What were the monkeys trying to do before they went to the party?
- Why couldn't they stay clean?
- What plan did they come up with for staying clean?



Do the Activity

Make Goody Bags

Follow the directions on the next page to do the activity. You'll need:

- 4 clear plastic baggies
- Scissors
- Goody bag cards (printed and cut; see last pages)



Watch the Music Video

Stomp. Clap. Spin

Watch the monkeys sing and learn a new dance. It isn't as easy as they think! They need to **check their steps** to see if they forgot any dance moves and then **make it work!**



Read a Book (Optional)

The Cookie Fiasco

by Dan Santat

Illustrated by Mo Willems

Ask your child:

- What problem did the friends have at cookie time?
- How many pieces of cookie does each friend get in the end?
- Is it hard to share things with friends sometimes? Why do you think so?

Do the Activity

Make Goody Bags

Your child will make goody bags that have the same treats inside, one for each of the four monkeys. Is anything missing in the bags? Is there too much of something? If so, **check your steps** to find the problem, and then **make it work** by coming up with a way to fix it. You can use these steps to fix almost anything!



Introduce the Activity

(see materials on first page)

1. Cut out the goody bag treats and sort them into piles. Give your child the four plastic bags.



2. Say:
 - Let's make goody bags for the monkeys.
 - Pick some treats and make four goody bags, one for each monkey.
 - How will you make four goody bags that have the same treats in them? What steps will you take?
3. Give your child time to make the goody bags on his own. Let your child make mistakes—he'll **check his steps** in a minute.

Check Your Steps!

1. Tell your child:
 - Let's **check our steps** to make sure all four monkeys are getting the same treats.
 - How will you check to see if any of the bags are missing treats?
 - How can you tell if some bags have too many treats?
2. If your child finds a bag with a mistake in it, help him **make it work!** (Go to the next column.)
3. If there are no mistakes in the bags, say:
 - Let's play a game. I'm going to change what's inside the goody bags and make a mistake. Then you'll **check my steps** to see if you can find it!
4. Add or remove treats so the four bags don't have the same amount of treats in them. Then have your child **check your steps** to find the bags with the mistakes.

Make It Work!

1. Tell your child:
 - Let's **make it work!** What can you change to make sure all the bags have the same treats inside?
2. When all four bags have the same treats, remind your child of what he did:
 - You **checked your steps** by comparing the treats in each bag. When you found a mistake, you **made it work** by coming up with a way to make all the bags the same!

TIP: More ways to practice

Make more goody bags. To keep it interesting, find items around your house and put them in larger bags. Or make goody bags for each member of your family to keep! Before you pass them out, have your child **check his steps** to make sure everyone gets the same treats.

AHA! Island is produced by:









Funding for AHA! Island (wt) is provided by the National Science Foundation and the Heising-Simons Foundation.



This material is based upon work supported by the National Science Foundation under Grant No. DRL-1612642. Any opinions, findings, and conclusions or recommendations expressed in this material are those of the author(s) and do not necessarily reflect the views of the National Science Foundation. © 2019 WGBH Educational Foundation. All rights reserved.

Goody Bag Treat Cards

Cut the treat cards apart and assemble the goody bags (see *Introduce the Activity*)



Goody Bag Treat Cards

